





Unit 4 - Why is he?

stopping



moving



thinking



running



laughing



yelling




Choose and Describe


Conductor chooses an item and picks different students to speak.



running  
late




moving  
bored



thinking  
smart

Why is he \_\_\_\_\_?



stopping  
tired



yelling  
excited



laughing  
happy

## Key Expressions

A: Why is he yelling?

B: Because he is excited.



Pair  
Q and A

Make student partner pairs to exchange a Q & A set. 1st student gives the prompt. 2nd student gives the response. Go to next partner pair.



# Why is he?

## Repetition and Recognition



TEACHER'S CHOICE

### TEACHER DIRECTED

Teacher leads the class and students follow.

### TEACHER SUPPORTED

Students conduct with close teacher support and supervision.

### STUDENT DIRECTED

Students lead the classroom activities and manage classroom performance. Teacher evaluates.

## A: Write the sentences



+




=

Manu is moving.

---



+



=

---



+



=

---



+



=

---

## B: Write the sentences


I

---



I

---



Simple  
Pair-Work

Students work in pairs to complete the worksheet.



**TEACHER DIRECTED**  
Teacher leads the class and students follow.

**TEACHER SUPPORTED**  
Students conduct with close teacher support and supervision.

**STUDENT DIRECTED**  
Students lead the classroom activities and manage classroom performance. Teacher evaluates.


## A. Number the pictures. Draw a line to the action.

1. Sten is yelling because he is angry.
2. Manu is thinking because he has a test.
3. Rosa is stopping because she is tired.
4. Stig is moving because he is exercising.

<input type="checkbox"/>			
<input type="checkbox"/>			
<input type="checkbox"/>			
<input checked="" type="checkbox"/>			

## B. Write the questions for part A.

1. Why is Sten yelling?
2. \_\_\_\_\_
3. \_\_\_\_\_
4. \_\_\_\_\_



**Interview**

Students interview each other in front of the class.



**TEACHER DIRECTED**

Teacher leads the class and students follow.

**TEACHER SUPPORTED**

Students conduct with close teacher support and supervision.

**STUDENT DIRECTED**


Students lead the classroom activities and manage classroom performance. Teacher evaluates.

Read the story and answer the questions:

The friends are watching soccer and talking.  
The players are running and kicking the ball.  
A player runs close to the friends and kicks the ball. The ball hits Klara's leg.

Klara is crying because her leg hurts. Emma is helping Klara because she is Klara's friend.

Emma is laughing because she feels happy again.  
The players are playing again. Everyone is having a good time.



1. What are the players doing?

2. Why is Klara crying?

3. Who is having a good time?



Town Hall  
Meeting

Call on volunteers or assign students to read and answer.



# Why is he?

## Communicative Activation



A: Why is Klara crying?

B: The ball hit her.

A: That's too bad.

B: That's OK. She's laughing now.

