




Unit 5 - What would you like?



meat




grain

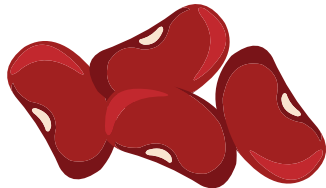


vegetables

dairy



beans



cabbage




Chain Conductor shows a picture to student 1. Student 1 answers and shows the next picture to student 2. Student 2 answers and shows the next picture to student 3. Go around the class.



What would you like?

Vocab & Key Phrase Integration



meat




grain



vegetables

I would like some _____.



dairy

beans



cabbage

Key Expressions

A: What would you like to eat?

B: I would like some beans.



Race Students race to see who can finish the task correctly the fastest. First to finish wins.




TEACHER DIRECTED
Teacher leads the class and students follow.

TEACHER SUPPORTED
Students conduct with close teacher support and supervision.

STUDENT DIRECTED
Students lead the classroom activities and manage classroom performance. Teacher evaluates.

A: Practice



1.



2.



3.



4.



5.



6.



B: Fill in the blanks

What would you like to eat ?

I would like some beans.



What _____ like to eat?

He _____.



What _____?

She _____.



Draw And Show

Students draw an item from the lesson and present their drawings to the class.



TEACHER DIRECTED
Teacher leads the class and students follow.


TEACHER SUPPORTED
Students conduct with close teacher support and supervision.

STUDENT DIRECTED
Students lead the classroom activities and manage classroom performance. Teacher evaluates.

A. Choose **True** or **False**. Fix the false answers.

1. I would like some dairy.

True / False _____



2. I would like some vegetables.

True / False _____



3. I would like some beans.

True / False _____



4. I would like some grains.

True / False _____



5. I would like some meat.

True / False _____



6. I would like some vegetables.

True / False _____



B. What would you like to eat for dinner?



Town Hall Meeting

Call on volunteers or assign students to read and answer.



TEACHER DIRECTED

Teacher leads the class and students follow.

TEACHER SUPPORTED

Students conduct with close teacher support and supervision.

STUDENT DIRECTED


Students lead the classroom activities and manage classroom performance. Teacher evaluates.

Read the story and answer the questions:

It is break time at the soccer game. Everyone is hungry. They are thinking of food. They are thinking about what to have for lunch.

Some kids like vegetables and some kids like meat. Some kids can't have dairy. Some kids don't like vegetables.

Manu and Meg are going to the snack shop to get some food. Manu likes vegetables and Meg likes meat.



1. What is everyone thinking of?

2. Where are Manu and Meg going?

3. What would Meg like for lunch?




Read
In Turn

Students read each word, question, or sentence in turn.



What would you like? Communicative Activation



A: Let's get lunch.

B: OK. What would you like to eat?

A: I like vegetables. What about you?

B: I like meat.

