




Unit 1 - What's Your Name?



Sten



Stig




Klara



Manu



Rosa



Emma



Chain

Conductor shows a picture to student 1. Student 1 answers and shows the next picture to student 2. Student 2 answers and shows the next picture to student 3. Go around the class.




What's Your Name?

Vocab & Key Phrase Integration



My name is **Stig**.



Key Expressions

A: What's your name?

B: My name is **Stig**.



Pair
Q and A

Make student partner pairs to exchange a Q & A set. 1st student gives the prompt. 2nd student gives the response. Go to next partner pair



What's Your Name?

Repetition and Recognition



TEACHER DIRECTED

Teacher leads the class and students follow.

TEACHER SUPPORTED

Students conduct with close teacher support and supervision.

STUDENT DIRECTED

Students lead the classroom activities and manage classroom performance. Teacher evaluates.

A: Solve

ROSA

STIG

EMMA


G	Z	C	G	J	R	J	I	A	H	D
I	U	A	S	T	I	G	F	H	R	W
Z	O	R	E	L	A	M	N	S	O	N
E	D	G	C	S	B	R	F	T	R	Y
M	U	K	L	A	R	A	Q	E	B	M
M	R	N	L	I	F	H	R	N	U	Q
A	L	O	K	S	D	N	C	O	V	I
N	G	G	S	V	Q	Z	Z	U	W	E
U	Q	N	J	A	X	O	K	K	Y	E
F	U	H	E	C	E	S	U	E	M	U
G	T	S	Z	N	P	R	T	W	F	G

STEN


KLARA

MANU

B: Match




Sten



Rosa



Manu

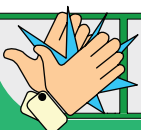


Stig



Klara

Emma



Slap
It

Students form two teams in a race to slap the item first.



What's Your Name?

Concept Integration



TEACHER DIRECTED

Teacher leads the class and students follow.

TEACHER SUPPORTED

Students conduct with close teacher support and supervision.

STUDENT DIRECTED

Students lead the classroom activities and manage classroom performance. Teacher evaluates.

A: Check

1. My name is Klara. _____



Yes No

☒ ☐

2. My name is Manu. _____



☐ ☐

3. My name is Sten. _____



☐ ☐

4. My name is Stig. _____



☐ ☐

5. My name is Emma. _____




☐ ☐



6. My name is Meg. _____



☐ ☐

B: Write





Simple
Pair-Work

Students work in pairs to complete the worksheet.



What's Your Name?

Communicative Activation

They are in the park.

Hi. My name is Stig.
What's your name?

Hi. I'm Manu.

Nice to meet you, Manu.

Nice to meet you, Stig.



A: Hi. My name is Stig. What's your name?

B: My name is Manu.

A: Nice to meet you, Manu.

B: Nice to meet you, Stig.






Reading and Writing

Look at the pictures. Look at the letters. Write the words.

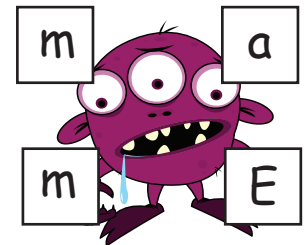
1.






2.






3.






4.






5.





6.







Reading and Writing

Look and read. Put a tick (✓) or a cross (X) in the box.

1.



My name is Emma.

☐

2.



My name is Rosa.

☐

3.



My name is Sten.

☐

4.



My name is Klara.

☐

5.



My name is Stig.

☐

6.



My name is Tom.

☐