


Unit 7 - The Hat is Blue




shirt




sock



shoe



hat



dress

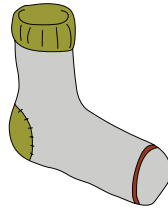


jacket





Chain

Conductor shows a picture to student 1. Student 1 answers and shows the next picture to student 2. Student 2 answers and shows the next picture to student 3. Go around the class.



The shirt is blue.



Key Expressions

A: What color is it? B: The shirt is green.



Pair
Q and A

Make student partner pairs to exchange a Q & A set. 1st student gives the prompt. 2nd student gives the response. Go to next partner pair



The Hat Is Blue

Repetition and Recognition



TEACHER'S CHOICE

TEACHER DIRECTED

Teacher leads the class and students follow.

TEACHER SUPPORTED

Students conduct with close teacher support and supervision.

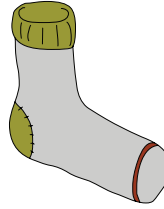
STUDENT DIRECTED

Students lead the classroom activities and manage classroom performance. Teacher evaluates.

A: Match



jacket



hat


dress



shoe

shirt

sock



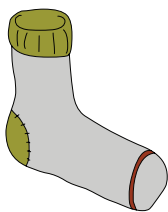
B: Unscramble

a t h

h e s o

e a t k j c

k s c o




Slap It

Students form two teams in a race to slap the item first.



The Hat Is Blue

Concept Integration



TEACHER DIRECTED

Teacher leads the class and students follow.

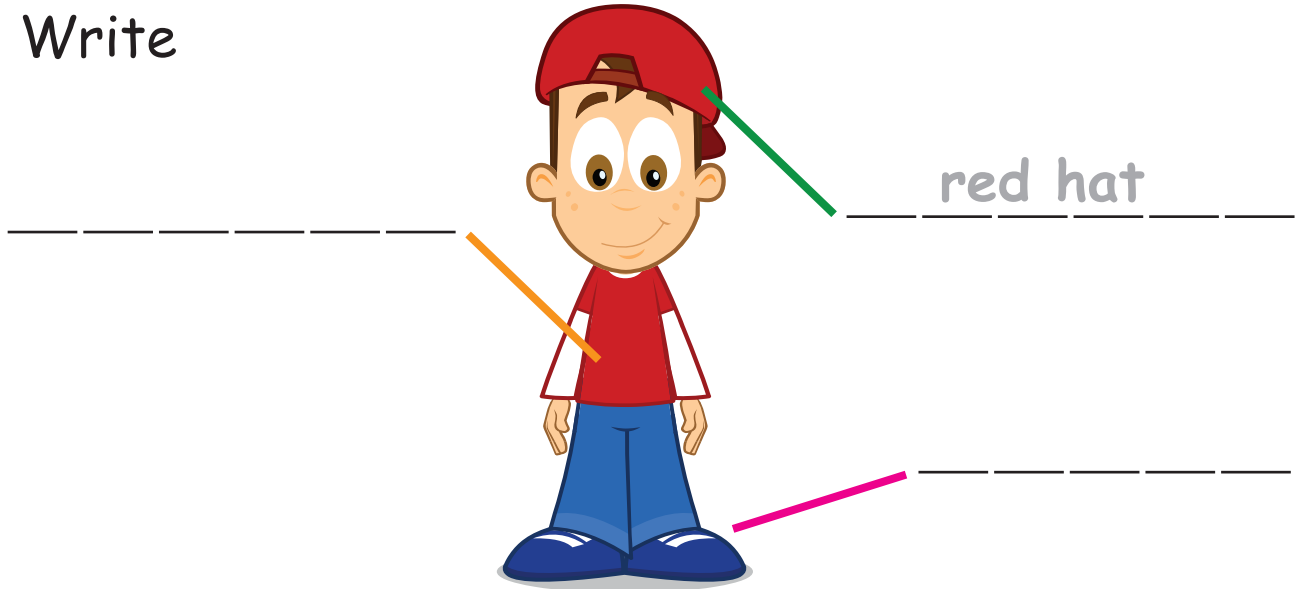
TEACHER SUPPORTED

Students conduct with close teacher support and supervision.

STUDENT DIRECTED

Students lead the classroom activities and manage classroom performance. Teacher evaluates.

A: Write



B: Circle


The coat is orange.



The shirt is purple.



The shoes are red.



Simple
Pair-Work

Students work in pairs to complete the worksheet.



The Hat Is Blue

Communicative Activation



A: I lost my ball.
A: My ball is brown.
A: Thank you.

B: What color is it?
B: I can help.

