

Runway Book 1 - Unit 4 - Lesson Plan

Performance Objectives: By the end of this lesson students will be able to ask and answer “What do you like?” questions, recognize animals. First exposure to plurals.

Level: 1 - 6 / A1 Starters








LESSON TITLE: I Like Dogs

Strand Purpose

Describe Activities

Activity

Materials/Time

1. Vocabulary Introduction dog, cat, pig bird, horse, cow	Use the book or online PDF page on a projector. Students choose and describe a vocabulary item.	Choose and Describe 	Book or Projector 5 - 10 min
2. Phrase Integration What do you like? I like dogs and cats.	Use the book or online PDF on the projector. Students take turns reading each word, question or sentence. The teacher should correct any mispronunciation or reading problems.	Read In Turn 	Book or Projector 5-10 min
3. Recognition / Repetition Wordsearch Matching activity	Students work in pairs to complete the book activities. Then, one student will say a word and their partner will spell it. Students change roles after completing each word.	Spelling Pairs Q & A 	Book and Flashcards 10-15 min
4. Cognitive Integration Write	Students work in pairs or individually. Each student draws three unit vocabulary items at their desk. Then they draw one item on the board. Have the students vote on which drawing is the best.	Draw Two Times 	Book 10 min
5. Communicative Activation I'm Manu. I like bees. I'm Klara. I like butterflies.	Students work in pairs and memorize the dialogue. Pairs then perform the dialogue in front of the class.	Act It Out 	Book 10 min
6. Online CEFR Lesson CEFR lesson: Practice and Review	<ol style="list-style-type: none"> 1. Review the book lesson via online PDF 2. Review Speaking Practice - Listen and Repeat 3. Allow students to complete the online questions and the game. 4. Have students take the online unit test. 	Work Online 	Computer Lab or Home 10 min
7. Online CLIL Lesson Scrumptious Carnivores and Herbivores	The Education City assets are 1. an Activity and 2. an Activity Sheet. The activity can be used as a teacher directed lesson in class, or just as an a student assignment. Allow students to work in teams.	Work Online 	Computer Lab or Home 10 min

Provide enough time and opportunity for students to do their online lessons. Take extra time to keep the books and online work aligned.

Divide the classroom into two groups if there are not enough computers. Have one group work on books while the other group completes the online portion.

Computer Lab

10 min

Help students learn to conduct the class activities on their own. Train them gradually to operate a functional, well organized class.

1. Running the mouse
2. Choosing the students to speak or perform
3. Choosing the word or phrases for the class to perform