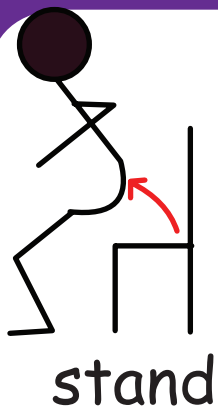
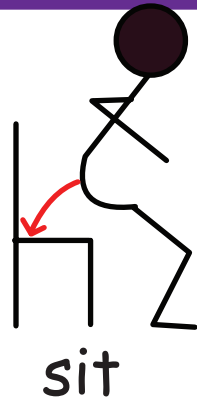


Unit 1 - I Can Sit



stand



sit



jump



run



walk



play

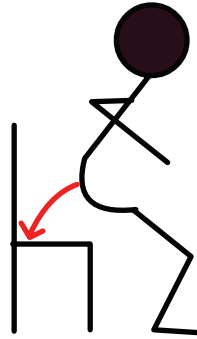
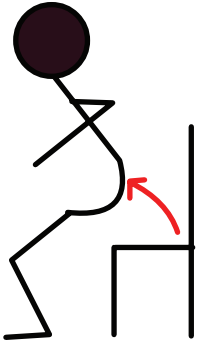


Chain

Conductor shows a picture to student 1. Student 1 answers and shows the next picture to student 2. Student 2 answers and shows the next picture to student 3. Go around the class.

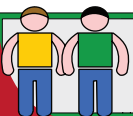


I can sit.



Key Expressions

A: What can you do? B: I can run and play.



Pair
Q and A

Make student partner pairs to exchange a Q & A set. 1st student gives the prompt. 2nd student gives the response. Go to next partner pair



I Can Sit

Repetition and Recognition




TEACHER DIRECTED
Teacher leads the class and students follow.

TEACHER SUPPORTED
Students conduct with close teacher support and supervision.

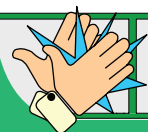

STUDENT DIRECTED
Students lead the classroom activities and manage classroom performance. Teacher evaluates.

A: Solve	D	J	U	M	P	Z	K	
stand	J	D	O	G	I	C	K	jump
run	B	O	S	O	G	O	K	play
walk	S	C	A	T	W	W	L	sit
	I	R	P	L	A	Y	H	
	T	X	U	O	L	N	J	
	P	I	G	N	K	M	D	

B: Match



stand
run
walk
jump
play
sit



Slap It

Students form two teams in a race to slap the item first.



I Can Sit

Concept Integration



TEACHER DIRECTED

Teacher leads the class and students follow.

TEACHER SUPPORTED

Students conduct with close teacher support and supervision.

STUDENT DIRECTED

Students lead the classroom activities and manage classroom performance. Teacher evaluates.

A: Check

1. I can run
sit



2. I can walk
jump



3. I can play
stand




4. I can jump
sit



5. I can walk
run



6. I can sit
stand





Simple
Pair-Work

Students work in pairs to complete the worksheet.



I Can Sit

Communicative Activation



A: What can you do?

B: I can swing.

A: I can jump.

B: What can you do?

