



# Unit 5 - One more, One less



breakfast




lunch




dinner



a snack



dessert



fast food








Chain

Conductor shows a picture to student 1. Student 1 answers and shows the next picture to student 2. Student 2 answers and shows the next picture to student 3. Go around the class.



I want breakfast.



---

## Key Expressions



---

A: Do you want a snack?



B: Yes, I do.

B: No, I don't. I want lunch.



Pair  
Q and A

Make student partner pairs to exchange a Q & A set. 1st student gives the prompt. 2nd student gives the response. Go to next partner pair





# One more, One less

## Concept Integration



### TEACHER DIRECTED

Teacher leads the class and students follow.

### TEACHER SUPPORTED

Students conduct with close teacher support and supervision.

### STUDENT DIRECTED

Students lead the classroom activities and manage classroom performance. Teacher evaluates.

## A: Check


1. Do you want

lunch?  
dinner?



2. Do you want

breakfast?  
dessert?

3. Do you want

fast food?  
a snack?


4. Do you want

a snack?  
dinner?



5. Do you want

breakfast?  
fast food?

6. Do you want

fast food?  
lunch?

Simple  
Pair-Work

Students work in pairs to complete the worksheet.



# One more, One less Communicative Activation

The kids want to play.



Do you want breakfast?




No, I want to play.



Do you want a snack?

Yes, I want a snack.



A: Do you want a snack?

B: No, I want to play.

B: Do you want a snack?

A: Yes, I want a snack.

