



Unit 8 - Carrot Nose

15

fifteen

16

sixteen

17

seventeen

18

eighteen

19

nineteen

20

twenty



Choose and Describe

Conductor chooses an item and picks different students to speak.






I have sixteen oranges.

15 16

17 18

19 20



## Key Expressions

A: How many do you have?

B: I have sixteen cups.



Read  
In - Turn

Students read each word, question, or sentence in turn.



# Carrot Nose

## Repetition and Recognition



### TEACHER DIRECTED

Teacher leads the class and students follow.

### TEACHER SUPPORTED

Students conduct with close teacher support and supervision.

### STUDENT DIRECTED

Students lead the classroom activities and manage classroom performance. Teacher evaluates.

A: Write

15

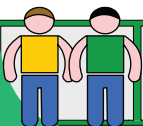
17

19

16

18

20



Spelling Pairs  
Q & A

Students take turns saying a word while a partner spells it.



# Carrot Nose

## Concept Integration



**TEACHER DIRECTED**  
Teacher leads the class and students follow.

**TEACHER SUPPORTED**  
Students conduct with close teacher support and supervision.


**STUDENT DIRECTED**  
Students lead the classroom activities and manage classroom performance. Teacher evaluates.

A: Check

1. I have thirteen

oranges.

13




bananas.

2. I have twelve

apples.

12




mangoes.

3. I have fifteen

bananas.

15



mangoes.

B: Number the pictures. Then write the age.

1. The boy is 11. He has a purple shirt.

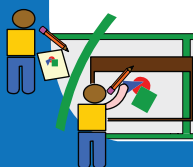
2. The girl is 15. She has red pants.

3. The ugly boy is 19. He has green eyes.



Fifteen




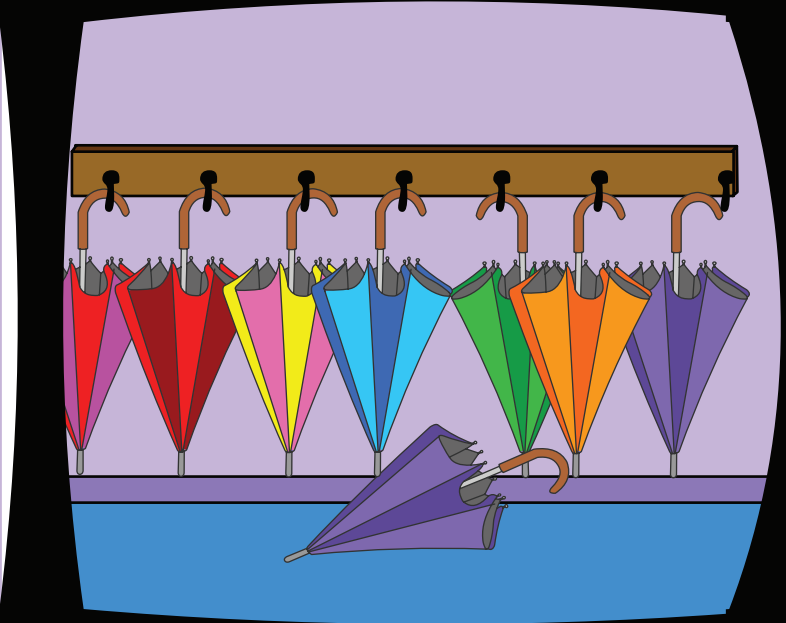

Draw  
Two Times

Pairs draw items at their desks first. Then draw on the board.



# Carrot Nose

## Communicative Activation



A: It's raining outside.  
 B: That's OK. We have umbrellas.  
 A: How many umbrellas do we have?  
 B: We have seven umbrellas.

