


# Unit 6 - I Can Swim



hit



swim



catch



throw



kick

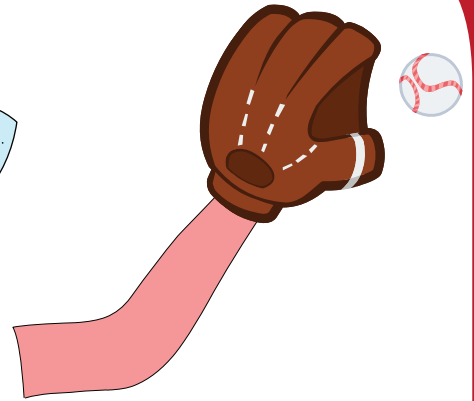



make



Choose and Describe

Conductor chooses an item and picks different students to speak.



I can catch.



## Key Expressions

A: Can you kick it?

B: Yes, I can.

B: No, I can't.



Read  
In - Turn

Students read each word, question, or sentence in turn.



# I Can Swim

## Repetition and Recognition




**TEACHER DIRECTED**  
Teacher leads the class and students follow.

**TEACHER SUPPORTED**  
Students conduct with close teacher support and supervision.

**STUDENT DIRECTED**  
Students lead the classroom activities and manage classroom performance. Teacher evaluates.

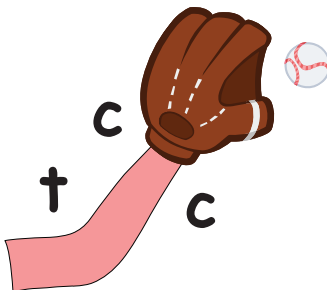
### A: Write


1.  s m 

	w	i	
--	---	---	--

2. 

	a			h
--	---	--	--	---


 t c c


3.  h t 

	i	
--	---	--

4. 

	i		k
--	---	--	---


 k c

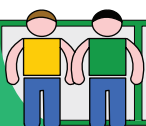
5.  w h t 

		r	o	
--	--	---	---	--

6. 

		k	
--	--	---	--

 a m e



**Spelling Pairs**  
Q & A

Students take turns saying a word while a partner spells it.



# I Can Swim

## Concept Integration



**TEACHER DIRECTED**  
Teacher leads the class and students follow.

**TEACHER SUPPORTED**  
Students conduct with close teacher support and supervision.

**STUDENT DIRECTED**  
Students lead the classroom activities and manage classroom performance. Teacher evaluates.

### A: Check

1. Can you hit it?

Yes, I can.

No, I can't.



2. Can you throw it?

Yes, I can.


No, I can't.



3. Can you kick it?

Yes, I can.

No, I can't.



4. Can you catch it?

Yes, I can.

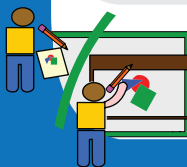

No, I can't.



5. Can you make it?

Yes, I can.

No, I can't.



Draw  
Two Times

Pairs draw items at their desks first. Then draw on the board.



# I Can Swim

## Communicative Activation

They're at the beach.

I can kick.



I can swim.



Can you swim?

Yes, I can.



A: Can you kick?

A: Can you swim?

B: Yes, I can.

B: Yes, I can.

